


Education in a Global Context

April 24, 2008

***William H. Schmidt
University Distinguished Professor
Michigan State University***

Elementary Students' Performance on a Fractions Problem

4. Which fraction is located between $\frac{3}{8}$ and $\frac{7}{8}$ on the number line?



- A. $\frac{1}{4}$
- B. $\frac{1}{2}$
- C. $\frac{8}{8}$
- D. $\frac{10}{8}$

Grade 3	Grade 4	Grade 5
19.1	39.8	50.8

Elementary & Middle School Students' Performance on a Fractions Problem

20. What is the value of $\frac{4}{5} - \frac{1}{3} - \frac{1}{15}$?

A. $\frac{1}{5}$

B. $\frac{2}{5}$

C. $\frac{7}{15}$

D. $\frac{3}{4}$

E. $\frac{4}{5}$

Grade 3	Grade 4	Grade 5	Grade 6	Grade 7	Grade 8
14.1	21.2	16.7	28.4	37.7	51.2

Middle School Students' Performance on an Algebra Problem

16. If $3(2x - 5) + 5 - (x + 5) = 2(3 - x)$ what does x equal?

A. $\frac{6}{7}$

B. 1

C. 4

D. 3

Grade 6	Grade 7	Grade 8
19.9	31.5	31.6

Instructional Content Constructs

❖ **Curricular Coherence**

- **Curricular Structure**

❖ **Curricular Focus**

- **Exposure Time (OTL)**

❖ **Curricular Rigor**

- **Level of Cognitive Complexity**

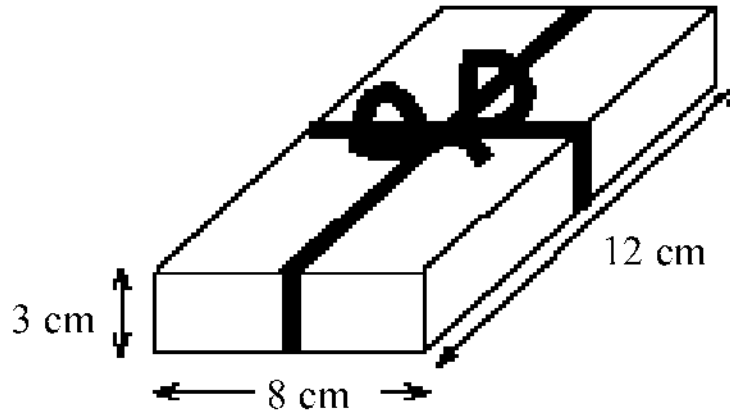
Top Achieving Countries' Mathematics Curriculum

Topic	Grade							
	1	2	3	4	5	6	7	8
Whole Number: Meaning	■	■	■	●	●			
Whole Number: Operations	■	■	■	■	●			
Measurement Units	▲	■	■	■	■	■	●	
Common Fractions			▲	■	■	●		
Equations & Formulas			▲	●	●	●	■	■
Data Representation & Analysis			▲	▲	●	●		▲
2-D Geometry: Basics			▲	●	●	●	■	■
2-D Geometry: Polygons & Circles				▲	●	●	■	■
Measurement: Perimeter, Area & Volume				●	●	●	●	▲
Rounding & Significant Figures				●	●			
Estimating Computations				●	●	●		
Whole Numbers: Properties of Operations				●	●			
Estimating Quantity & Size				▲	▲			
Decimal Fractions				●	■	●		
Relation of Common & Decimal Fractions				▲	■	●		
Properties of Common & Decimal Fractions					●	●		
Percentages					●	●		
Proportionality Concepts					●	●	●	▲
Proportionality Problems					●	●	■	■
2-D Geometry: Coordinate Geometry					▲	▲	●	●
Geometry: Transformations						●	●	●
Negative Numbers, Integers, & Their Properties						▲	●	
Number Theory							●	▲
Exponents, Roots & Radicals							●	●
Exponents & Orders of Magnitude							▲	▲
Measurement: Estimation & Errors							▲	
Constructions Using Straightedge & Compass							■	▲
3-D Geometry							●	■
Geometry: Congruence & Similarity								■
Rational Numbers & Their Properties								▲
Patterns, Relations & Functions								▲
Proportionality: Slope & Trigonometry								▲

- ▲ Intended by 4 out of the 6 top-achieving countries
- Intended by all but *one* of the top-achieving countries (5 out of 6).
- Intended by *all* of the top-achieving countries.

High School Students' Performance on a Mathematics Literacy Problem

29. Stu wants to wrap some ribbon around a box as shown below and have 25 centimeters left to tie a bow.

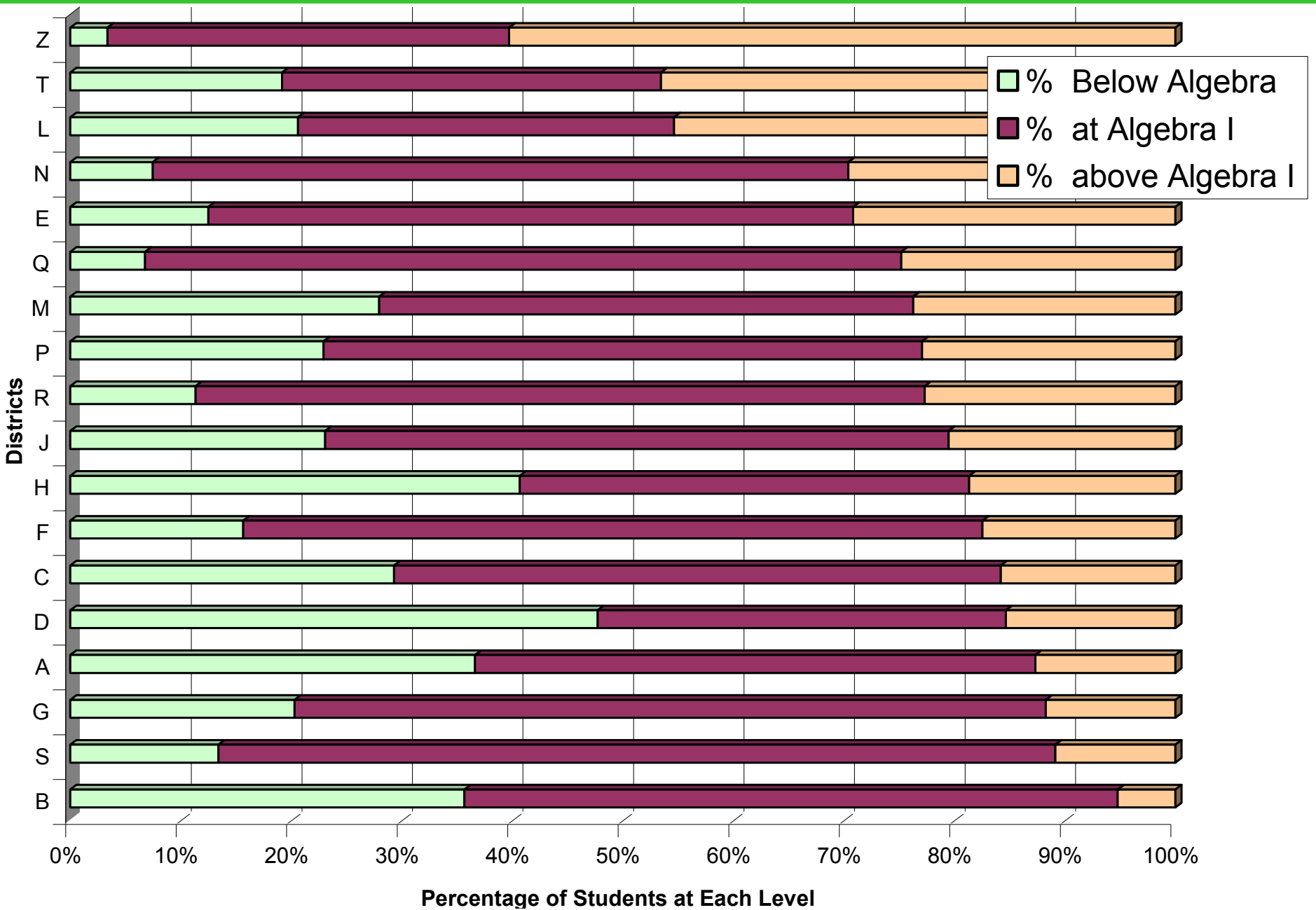


How long a piece of ribbon does he need?

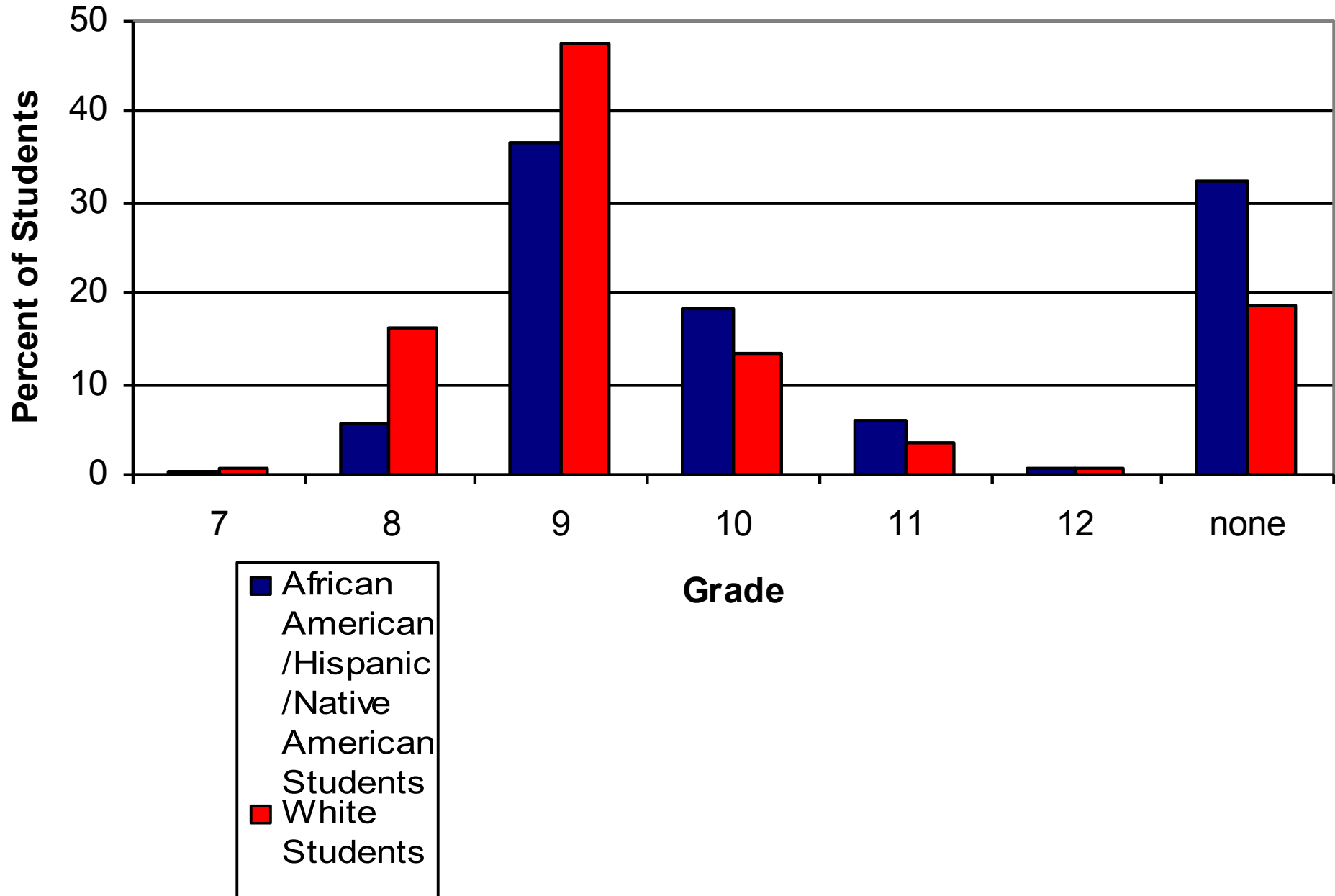
- A. 46 cm
- B. 77 cm
- C. 65 cm
- D. 71 cm

Grade 9	Grade 10	Grade 11	Grade 12
38.0	41.0	43.3	50.2

Level of First Mathematics Course in High School



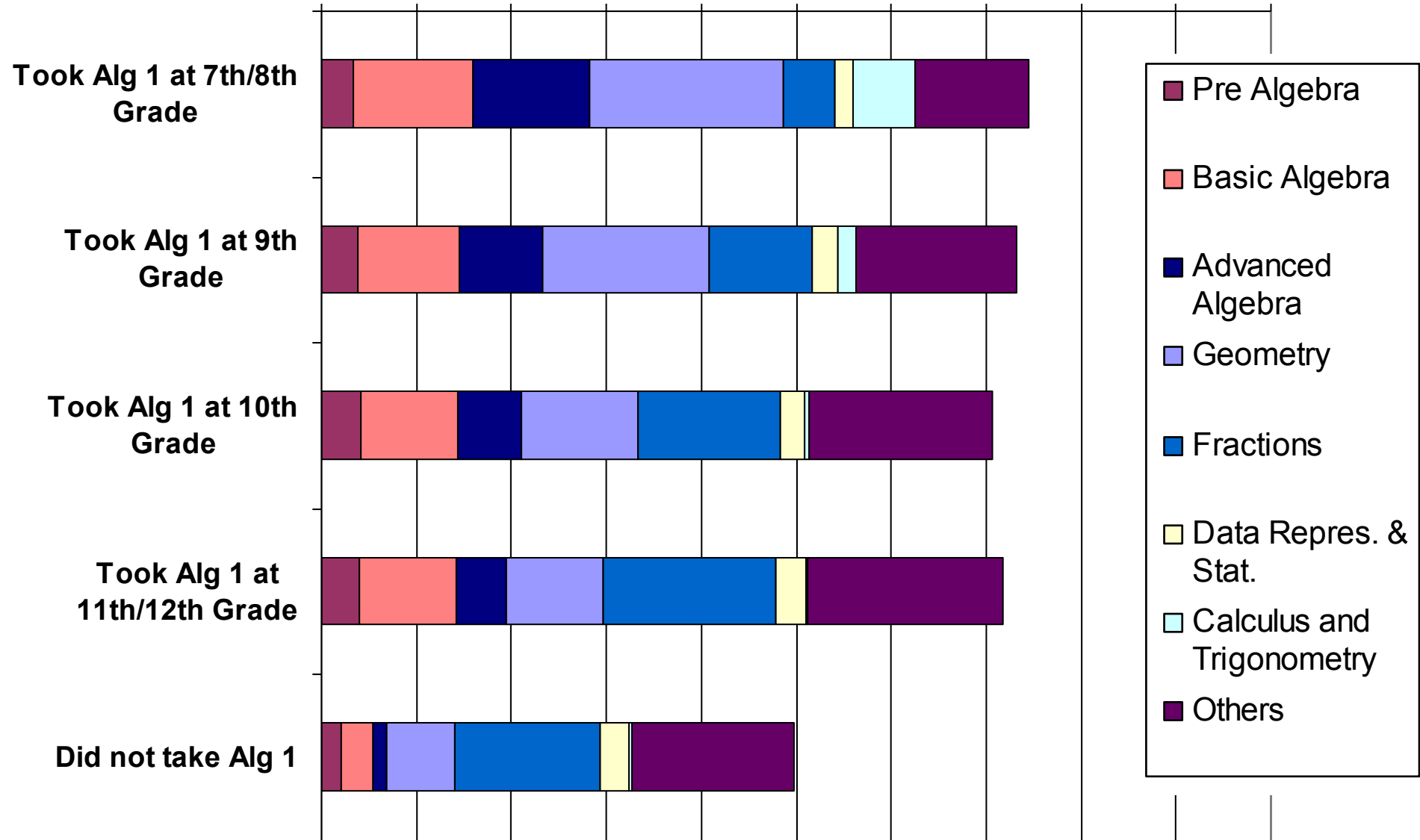
Percent of Students Taking Algebra I for the First Time



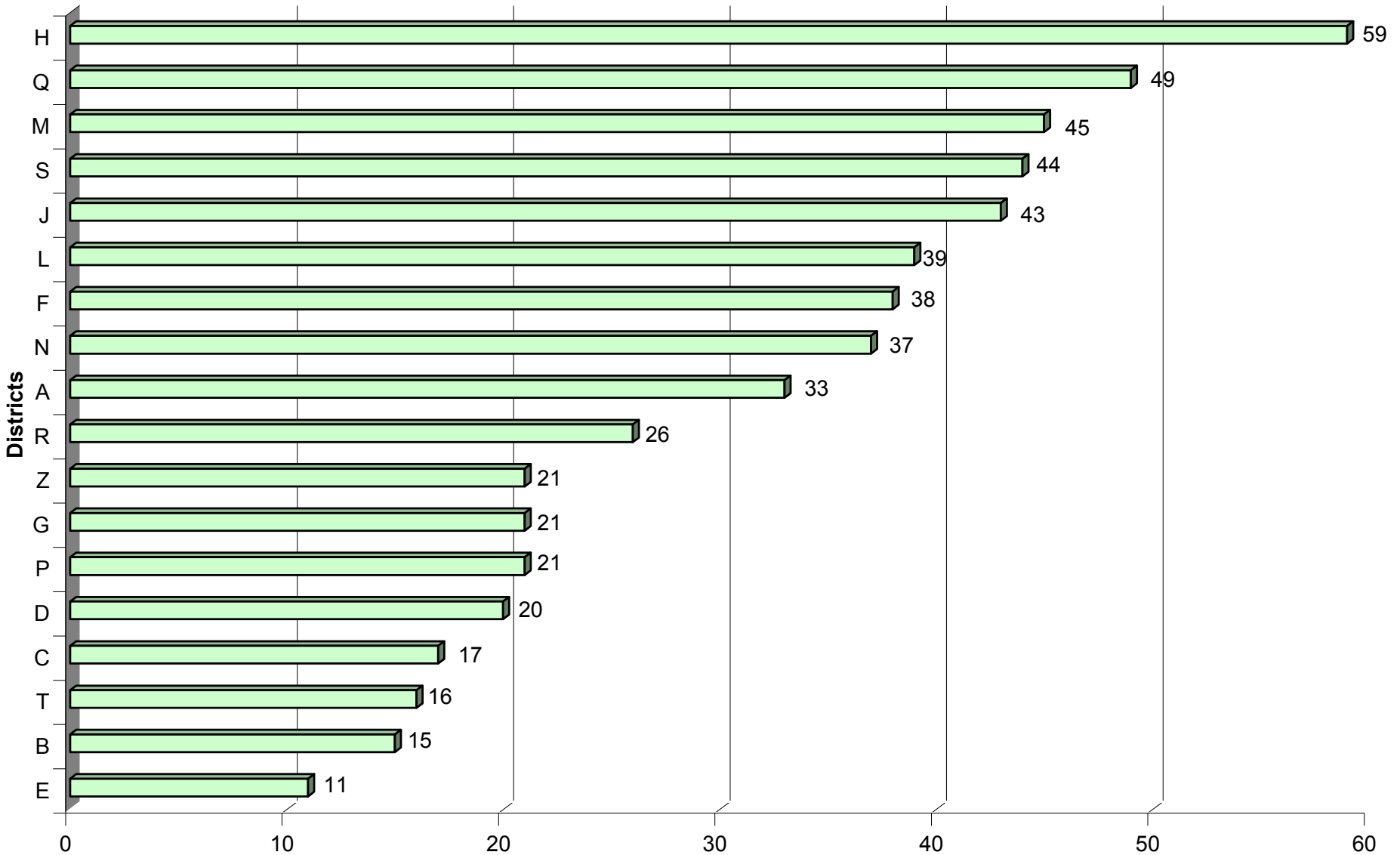
Amount of Mathematics Across Grades 7-12

Percent

0 10 20 30 40 50 60 70 80 90 100



Number of Mathematics Courses Offered in 19 Districts



Number of Course Patterns for Meeting High School Mathematics Requirement in 19 Districts

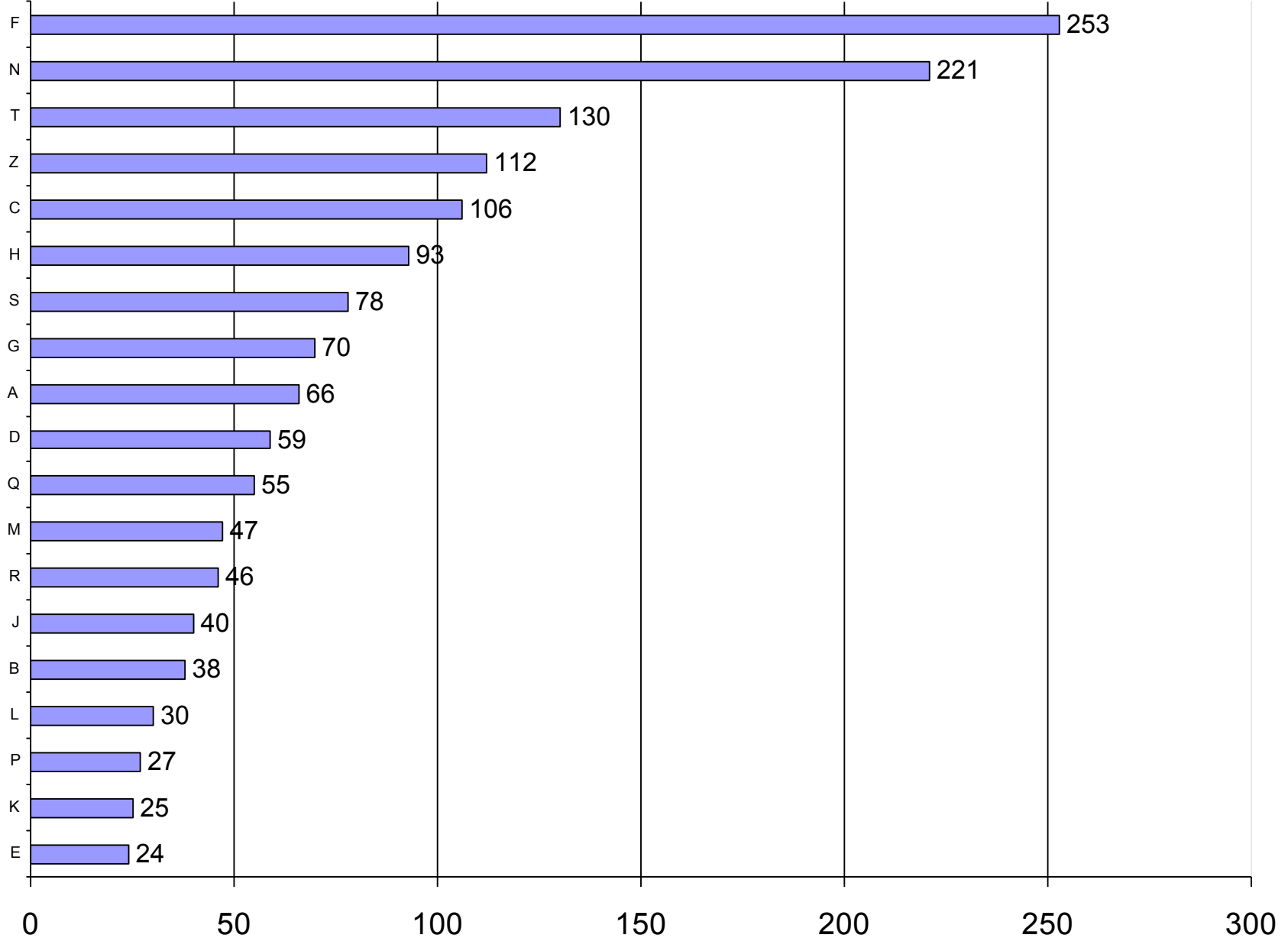
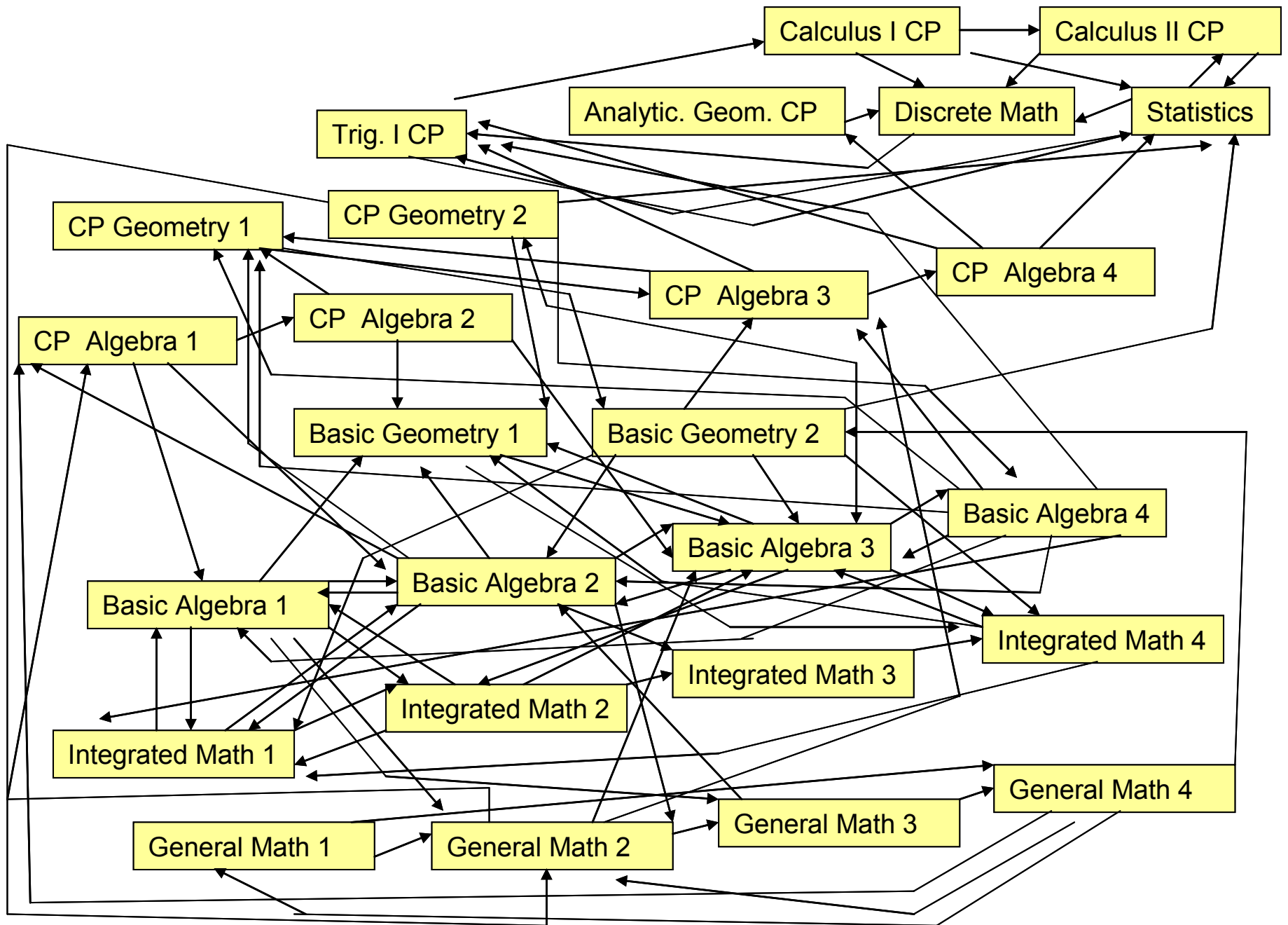


Diagram of Mathematics Course-Taking Sequences in District F



Minimal Standards?

- One course in each:
Mathematics, Biology, Chemistry, Physics
- **Algebra II/Biology/Chemistry/Physics**
 - Less than 30 % of ALL Students
 - Less than 5 % of Voc/Tech Students
 - About 15 % of General Academic Students
 - About 40 % of College Preparatory Students

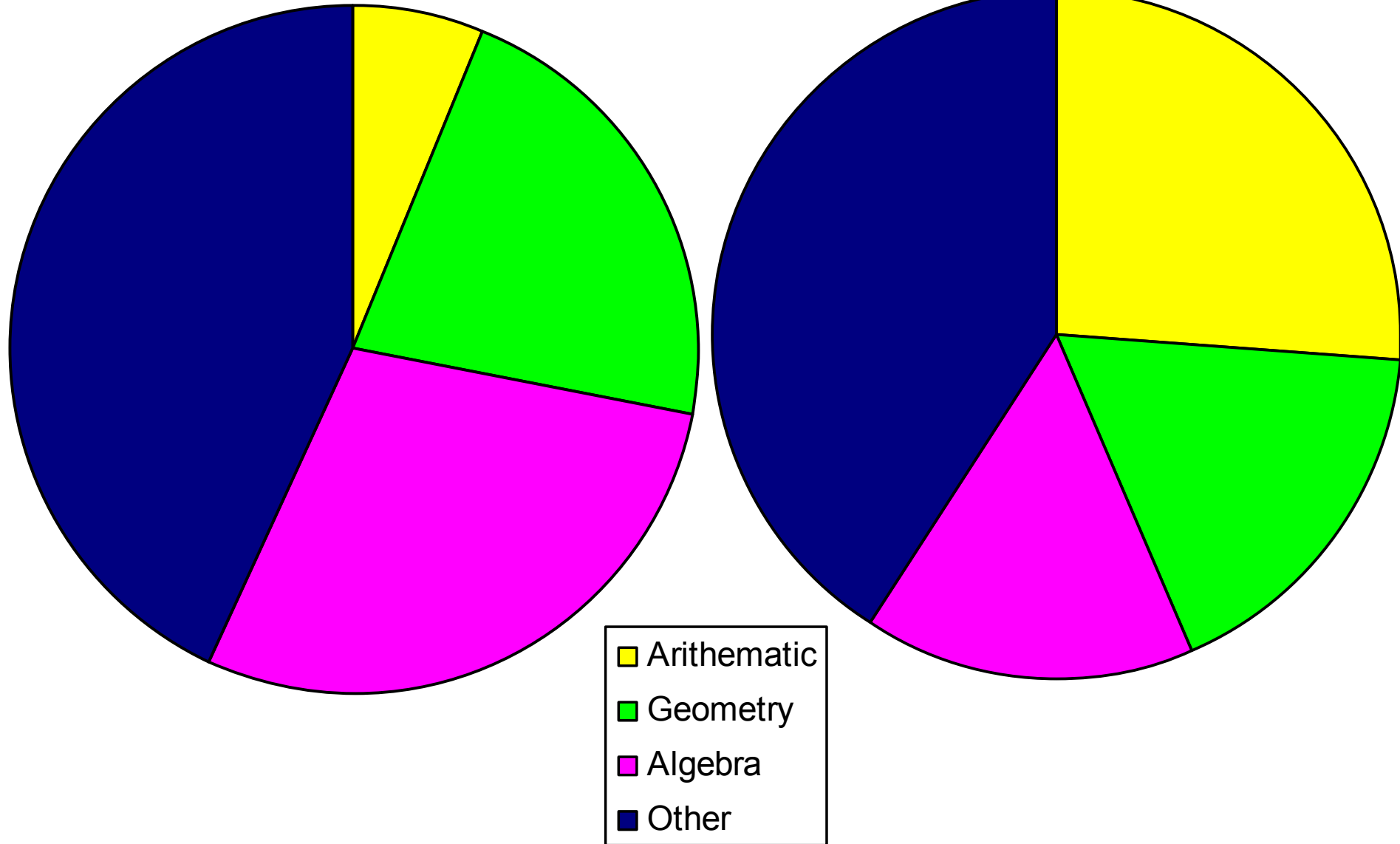
Minimal Standards?

- One course in each:
Mathematics, Biology, Chemistry, Physics
- Algebra II/Biology/Chemistry/Physics
 - Less than 20 % of ALL Black Students
 - Less than 5 % of Black Voc/Tech Students
 - About 11 % of Black General Academic Students
 - About 32 % of Black College Preparatory Students

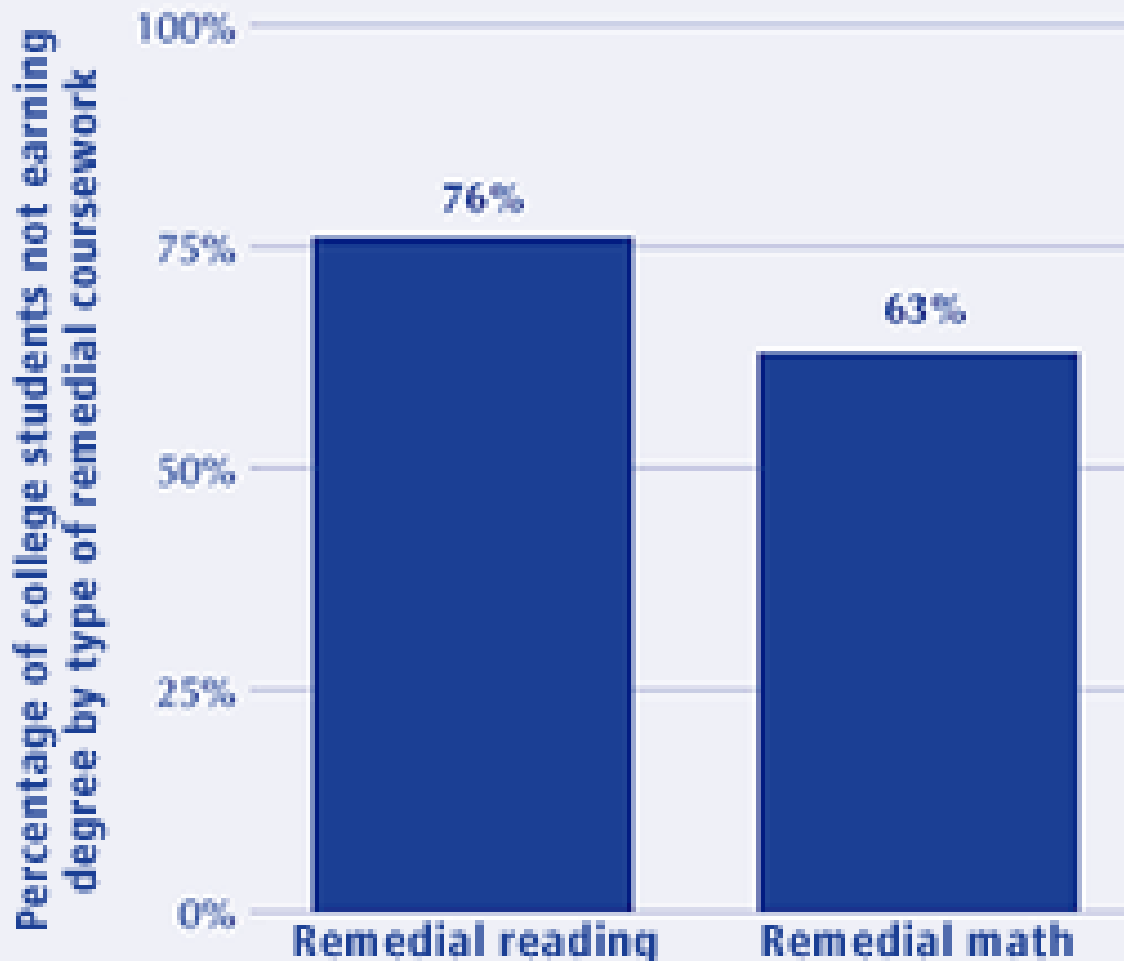
Teachers Coverage of Mathematics Topics in Two Types of Schools

High SES Schools

Low SES Schools



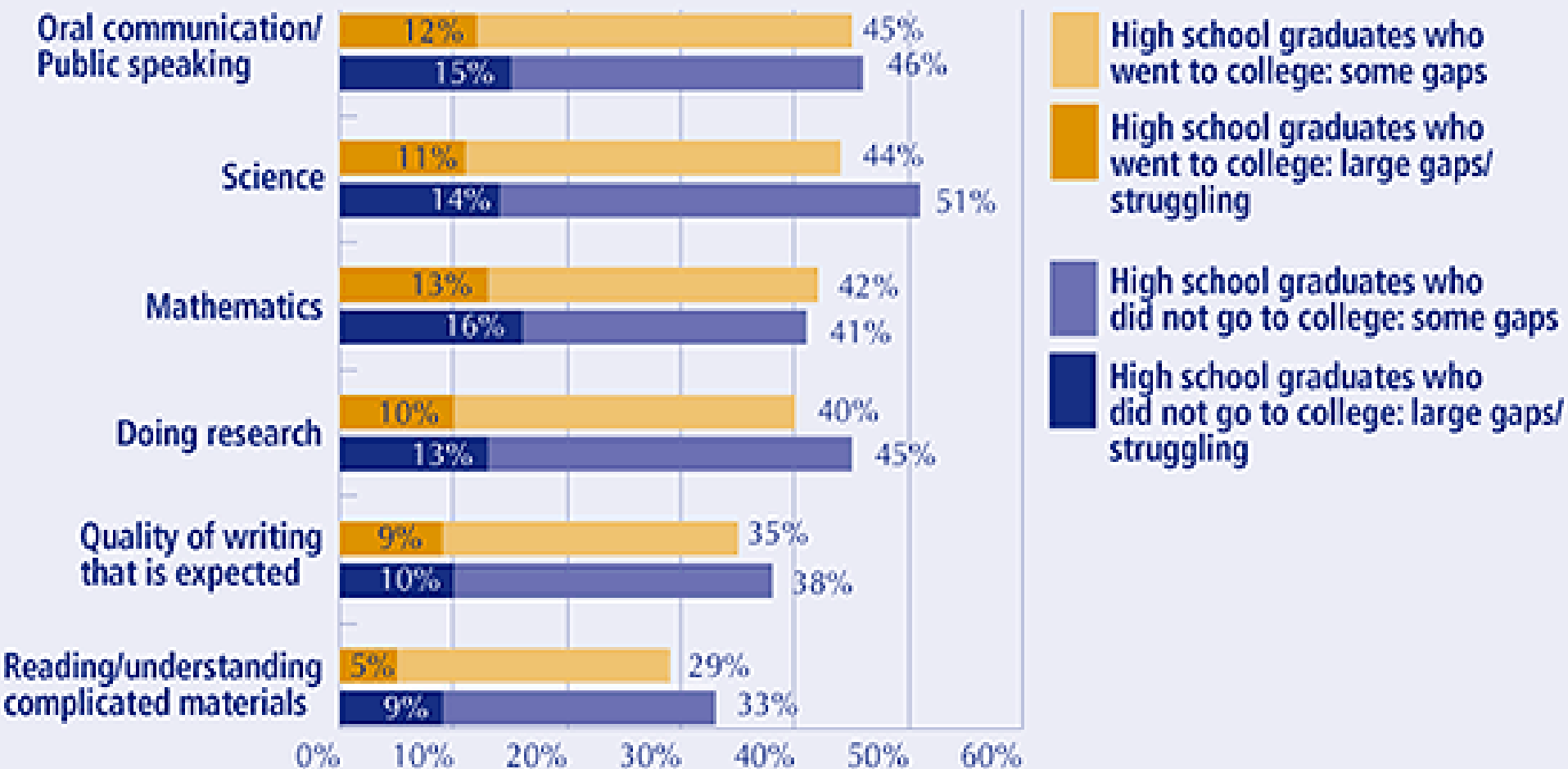
Those who require remediation in college often fail to earn a degree



Source: National Center for Education Statistics, The Condition of Education 2004, 2004.

Many High School Graduates Report Gaps in Their Preparation

In each area, percentage saying there are at least some gaps in their preparation



Source: Peter D. Hart Research Associates, Inc./Public Opinion Strategies, Rising to the Challenge: Are High School Graduates Prepared for College and Work? Prepared for Achieve, Inc., 2005.